



LORA DICARLO

OSÉ

QUICK START GUIDE



THE PLEASURE IS ALL YOURS

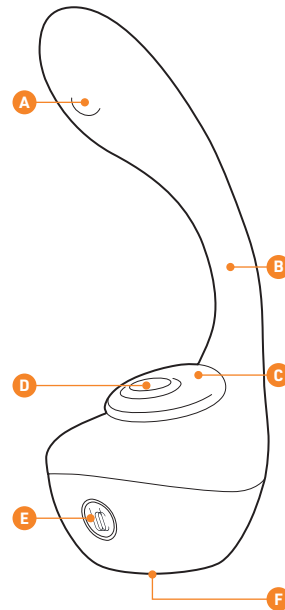
This guide provides information needed to get started on your path to pleasure with Osé. We recommend exploring each feature and function prior to your first use. For more information, please see the Full User Guide included, visit loradicarlo.com/faq, or contact us at hello@loradicarlo.com.

MEET OSÉ, OUR AWARD-WINNING ROBOTIC MASSAGER FOR BLENDED ORGASMS

A blended orgasm is a combined clitoral and G-spot orgasm. Osé is designed to achieve this full-bodied climax using micro-robotics to simulate the best kinds of human touch—mimicking the fingers, mouth, and tongue. Osé is body-safe, waterproof, and rechargeable. With custom controls and an adjustable body, Osé molds to the perfect fit for your unique anatomy.

GET TO KNOW OSÉ

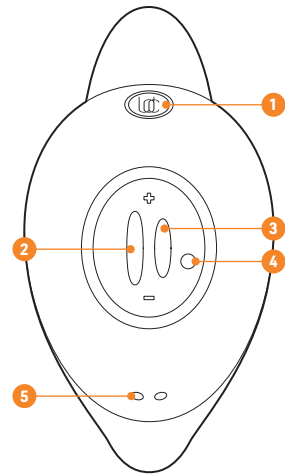
- A G-spot Massager**—mimics the touch of a partner's finger to stroke the G-spot.
- B Flexible Body**—molds to your unique anatomy for a custom fit that reaches both pleasure points.
- C Clitoral Stimulator**—rests between the outer labia to provide thrumming throughout the full body of the clitoris.
- D Clitoral Mouth**—replicates the sensation of the mouth and tongue over the glans clitoris.
- E Power Button**—turns Osé ON/OFF.
- F Control Panel**—controls the intensity of the Clitoral Stimulator and G-spot Massager, as well as the length of strokes over the G-spot.



OSÉ CONTROL PANEL

Each setting can be enabled and controlled individually, so you can truly customize each sensation.

- 1 Power Button**—press and hold for 3 seconds to turn Osé ON/OFF.
- 2 Clitoral Stimulator Button**—increase (+) or decrease (-) the intensity of clitoral stimulation.
- 3 G-spot Speed Button**—increase (+) or decrease (-) the speed of G-spot Massager.
- 4 G-spot Stroke Button**—select short or long strokes over the G-spot.
- 5 Magnetic Charge Point**—charge by placing the magnetic charging cable over the two metal dots on the back of the device and connecting to a safe power source.



OSÉ FLEXIBLE BODY

The Flexible Body can be molded into a wide range of positions to fit your unique anatomy. We recommend experimenting with multiple different shapes to find your perfect fit. The illustrations below show just a few of the possible positions.



Example 1



Example 2



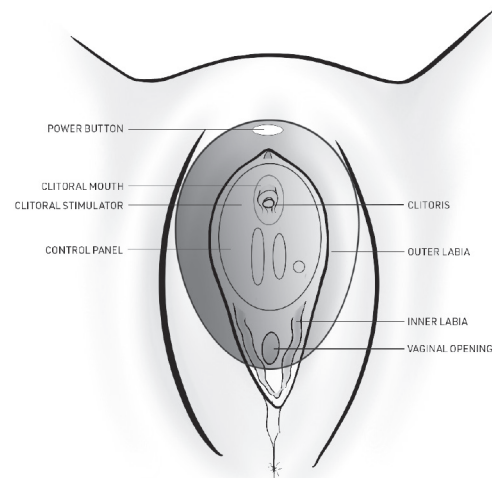
Example 3



Example 4

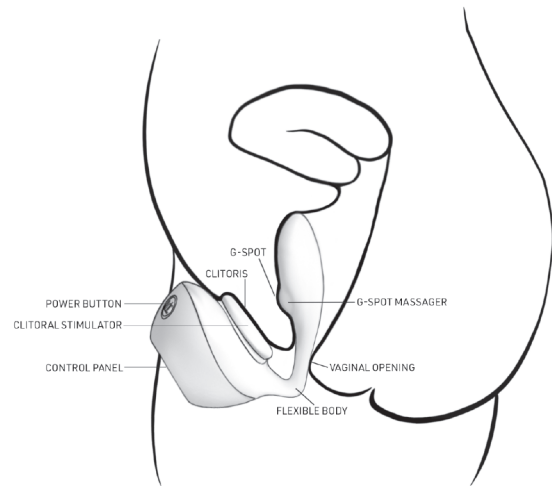
FINDING YOUR PERFECT FIT

Before first time use, we recommend familiarizing yourself with your own anatomy to understand how Osé will adapt to fit comfortably against your pleasure points. Note how the clitoral mouth should fit between the outer labia and over the glans clitoris.



FINDING YOUR PERFECT FIT

The diagram below shows Osé in use against a body. Take note of this general position, including the bend of the Flexible Body that allows for a custom fit.



TIPS FOR FIRST-TIME USE

1. Charge your Osé for at least 1 hour before the first use.
2. Wash with mild soap and water or your favorite silicone-safe toy cleaner.
3. Apply a water-based lubricant or personal moisturizer to Osé. Do not use lubricants that contain silicone or oils—this could damage the product and reduce the lifespan of your device.
4. Insert the G-spot Massager into the vaginal opening with the Clitoral Mouth facing up and towards the front of the body. Once inserted, explore to find a position that gently presses against the G-spot.
5. Bend the Flexible Body forward to position the Clitoral Stimulator against the vulva.
6. Spread the inner labia and ensure that the lips of the Clitoral Stimulator is fully pressed against the vulva with the mouth positioned over the glans clitoris.
7. Once in place, press the Power Button for 3 seconds to turn ON.
8. Customize your desired stimulation for each pleasure point using the buttons (+/-) on the control panel. Take your time to adjust, explore, and enjoy.
9. To end your session, firmly press the power button for 3 seconds to turn Osé OFF before removing your device.
10. Once removed, thoroughly clean and dry your device before charging for future use.

CHARGING YOUR OSÉ

Charge Osé for at least 1 hour before the first use by placing the magnetic charging cable over the two metal dots on the back of the device and connecting to a safe power source with the provided USB Charging Cable and Power Adapter.

Once plugged in Osé will display the charging status by gradually lighting the circle around the Power Button. When the circle is fully lit with a solid white light, your device is fully charged.

Note: Do not charge while in water or while the product is wet. Always make sure the USB charging cable, pin, and charging port on the device are completely dry before charging.

Use only the official Lora DiCarlo USB Charging Cable and Power Adapter to ensure safe and effective charging.



25% charged



50% charged



75% charged



100% charged

WARNINGS

Do not remove Osé until it is fully powered off. Removal while device is in use may result in discomfort, injury or damage to the device.

If you experience any pain or discomfort while using Osé, stop use and contact your medical provider.

Intended for vaginal and clitoral use only.

CLEANING

Always clean Osé with soap and water or purpose-made, silicone-safe cleansers before and after each use. Wipe dry with a clean, lint-free cloth and store in a dry location.

MORE INFORMATION

To learn more about Osé controls and how to find your perfect fit, see the Full User Guide, or visit loradicarlo.com/faq. For any questions please contact us at hello@loradicarlo.com.